

(A) - Grille, (B) - Grille Frame, (C) - New Install Base, (H) - Spacers, (M) - Screw, (X) - Screw

DETAIL: VENT FRAME 4x12

DETAIL: KANYON WITH NEW INSTALL BASE

DETAIL: GRILL 4x10 - T

DETAIL: VENT FRAME 4x14

DETAIL: KANYON ASSEMBLY

DETAIL: GRILL 2.5x12 - F

Vent Insert Styles



Breeze



Avalanche



Tornado



Forest

Color Options for Metal Vents

Anodized Color Finishes**



Brushed Platinum



Smokey Shale

Powder Coated Color Finishes**



Desert Sand

Midnight Black

Mountain Fog

Burnt Leaf

Arctic White

Safari Dust

Original Assembly



Ventiques Original design with its flush mount frame and grille inserts set them apart from other vents. Our standard frame design is a 1/2" thick allowing for most tile flooring to be set flush with the frame. Composed of powder coated aluminum our vents will not rust, chip, bend, crack, or peel. In durability tests our metal vents have proven their weight by upholding more than 875 lbs. Original Assembly includes grille frame and grille insert



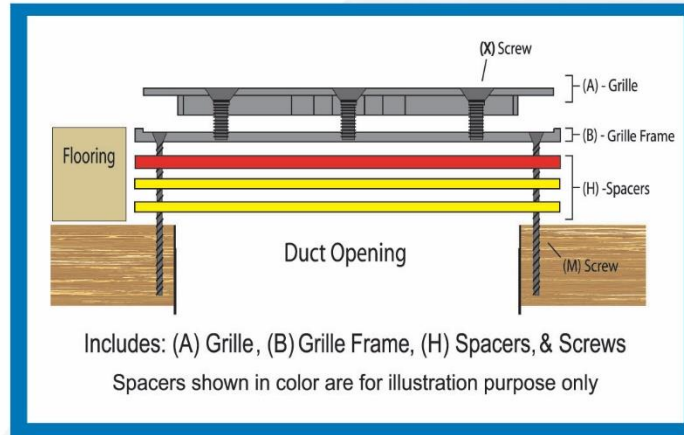
- **Frames are 1/2" thickness**

Variety of Sizes Available

Flush Mount Seamless Finish



Kanyon Adjustable Assembly



Ventiques Kaynon Adjustable Assembly allows you to adjust the height of your floor registers to the thickness of the flooring. This unique design feature allows spacers to be added to the installation allowing customization to any specific height. We are able to go from an 1/8" up to 9/16". The Kanyon Assembly comes with a Grille Frame, Grille Insert and 3 Spacers. (Additional accessories are available to purchase.)

Easy Installation


Multiple Styles & Finishes

Function



Kanyon Accessories

New Install Base



(The New Install Base allows you to float the installation without the need to adhere to sub floor. This works great for Tile, Laminate, & Floating LVP/LVT floors.)

Spacers



(Additional spacers are available in a variety of thicknesses to accommodate your overall desired height depending on the thickness of your flooring, up to 1")


al / Stylish

Handicap Accessible

Smooth Transition



Selection Guide



Visit us online at www.ventiques.com

 Like us on Facebook [ventiquevents](https://www.facebook.com/ventiquevents)

 Follow us on Instagram [@ventiquevents](https://www.instagram.com/ventiquevents)

 Follow us on twitter [@ventiquevents](https://twitter.com/ventiquevents)

 Check us out on YouTube [ventiquevents](https://www.youtube.com/ventiquevents)



Use camera here

* For complete details about our warranty policy, please visit our web site.

** Color variations and texture may vary due to digital printing process.

Ventiques

301 34th Ave. S - Waite Park, MN 56387

Phone: 320-292-7582

Email: orders@ventiques.com or ventiques@gmail.com

